




Ailes

Croisières &
yachts privés



NERO



90 M CLASSIC MOTOR YACHT











NERO



COMPLETED AS A NEW BUILD IN 2008 **NERO** WAS INSPIRED BY THE "CORSAIR" SERIES OF YACHTS OWNED IN THE EARLY PART OF THE LAST CENTURY BY THE FINANCIER J.P.MORGAN.

SHE TRULY CAPTURES THE MAGIC OF THAT GOLDEN AGE WITH A HUGE SUN OR PROMENADE DECK AND MULTIPLE EXTERIOR SEATING AND DINING AREAS. A FULLY PANELLED TRADITIONAL OAK AND ASH INTERIOR COMPLETES THE YACHTS CLASSIC FEEL. SHE FEATURES BOTH A LARGE JACUZZI ON THE SUN DECK AND A 5.7M SWIMMING POOL WITH SWIM CURRENT MACHINE ON THE FOREDECK. THERE ARE THREE TENDERS INCLUDING AN ENCLOSED CABIN CLASSIC LAUNCH, FIVE JET SKIS, TWO SEABOBS AND ALL THE USUAL WATER SPORTS TOYS YOU WOULD EXPECT TO FIND ON A YACHT OF THIS CALIBRE.

WITH A MAXIMUM SPEED OF 17 KNOTS AND THE LATEST NAIAD STABILISATION AT ANCHOR SYSTEM SHE IS FAST, QUIET AND SUPREMEY COMFORTABLE BOTH AT REST AND UNDER WAY. **NERO** OFFERS A CRUISING EXPERIENCE THAT COULD ONLY HAVE BEEN DREAMED OF ON THE ORIGINAL CLASSIC YACHTS AND YET IS ABLE TO REMAIN REMARKABLY ECONOMICAL, BURNING AROUND 380 LITRES PER HOUR AT HER ECONOMIC CRUISE SPEED OF 12.5 KNOTS.

THE YACHT FEATURES THE LATEST AUDIO VIDEO SYSTEMS WITH LARGE PLASMA SCREENS IN NEARLY ALL CABINS AND BOTH AN INDOOR AND OUTDOOR CINEMA. ALL AREAS HAVE EITHER 5.1, 7.1 OR 9.1 SURROUND SOUND AND ALL THE AUDIO VISUAL SYSTEMS ON THE YACHT HAVE AMX HAND HELD REMOTE CONTROLS WITH TOUCH SCREENS. HIGH SPEED WIFI AND HARD CABLE INTERNET CONNECTION ARE AVAILABLE THROUGHOUT THE YACHT AS ARE IPOD DOCKING STATIONS.

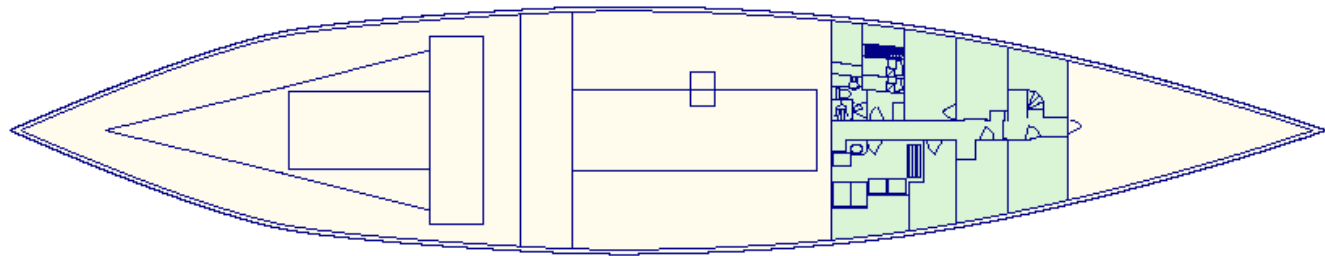
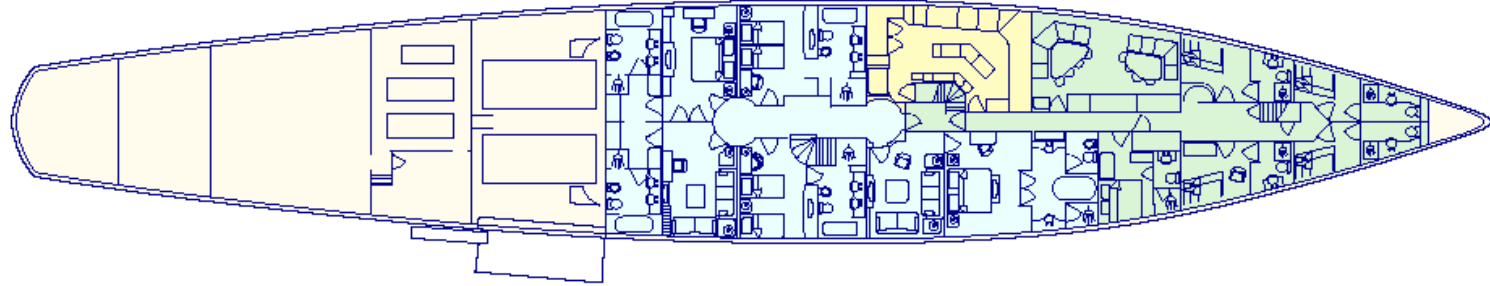
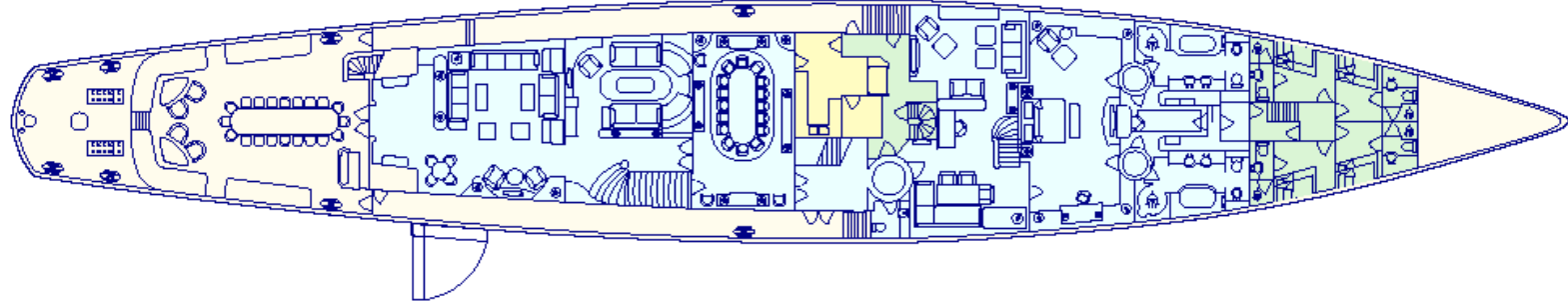
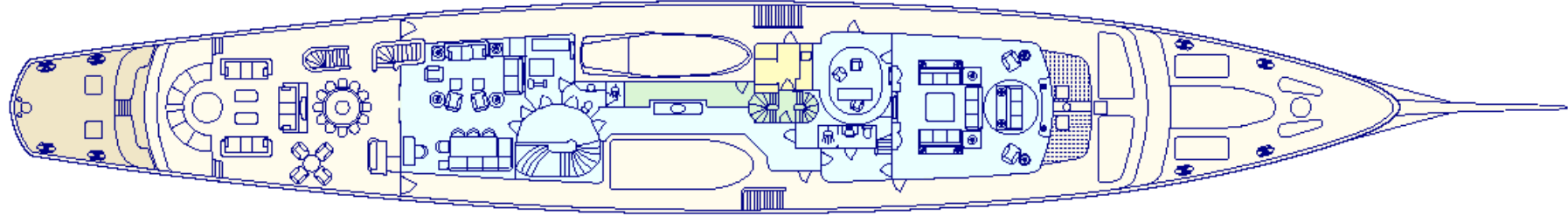
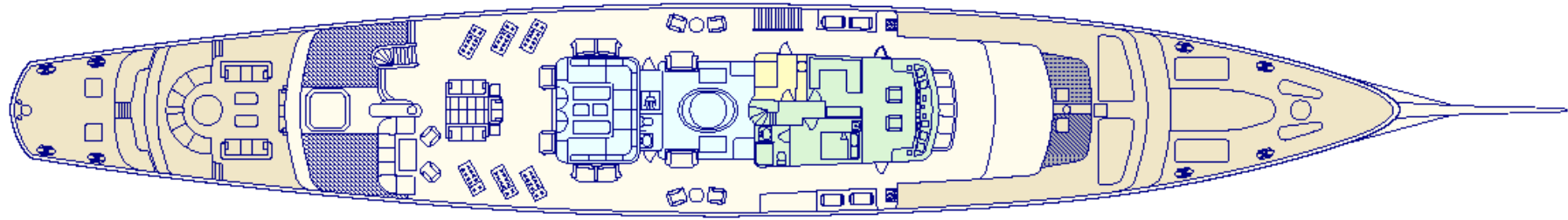
THE YACHT HAS A LARGE FOLDOUT SIDE BOARDING PLATFORM WHICH IS 6M (18 FT) LONG, THIS MAKES AN EXCELLENT "BEACH" FROM WHICH TO ENJOY A SWIM OR ANY OF THE MANY WATER SPORTS ACTIVITIES ON OFFER.





NERO HAS AN EXPERIENCED CREW OF 20 LEAD BY BRITISH CAPTAIN NICK PRZYBYLSKI AND SERVICE IS OF THE HIGHEST STANDARD. THE TWO PROFESSIONAL CHEFS ON BOARD ARE ABLE TO OFFER INTERNATIONAL CUISINE TO THE VERY HIGHEST LEVEL.





SIMPLIFIED GENERAL ARRANGEMENT



-  GALLEY'S AND PANTRIES
-  OWNER AND GUEST AREAS
-  CREW ACCESS AND ACCOMODATION
-  DECK AREAS







NERO TENDERS



NERO IS EQUIPPED WITH THREE PRINCIPAL TENDERS ONE OF WHICH IS A CUSTOM DESIGNED 9.5M (31FT) CLASSIC CABIN CRUISER DESIGNED AND BUILT SPECIALLY FOR **NERO**. THIS BEAUTIFUL LAUNCH ALLOWS SAFE AND DRY PASSAGE ASHORE IN MOST WEATHER CONDITIONS.

SUPPLEMENTING THIS ARE TWO RIGID INFLATABLES, ONE OF 8M (26FT) AND THE OTHER 5.2M (17FT) WHICH WERE CUSTOM BUILT FOR **NERO** IN THE YACHTS OWN LIVRY.







NERO HAS FIVE JET SKIS ABOARD.

THERE ARE TWO SEADOO RXT'S WHICH ARE LARGE THREE SEATER WAVE RIDERS WITH HIGH SPEED CAPABILITY AND REVERSE GEAR FUNCTION. THESE ARE LIKE MINI TENDERS AND GENERALLY MORE STABLE AND DRY FOR BEACH EXCURSIONS.

THERE IS ONE YAMAHA GP1300R WHICH IS A TWO SEATER SPORTS WAVER RIDER. THIS IS OF HIGHER PERFORMANCE AND MANOEUVRABILITY.

THERE IS ONE OF THE NEW SEADOO 3D DI CONVERTIBLE CONFIGURATION JET SKIS (SEE LEFT AND FOLLOWING PAGE PICTURE). THIS CAN BE USED AS EITHER A STAND UP MACHINE OR, WITH THE USE OF A FOLD OUT SEAT, AS A WAVE RIDER.

LASTLY THERE IS ONE YAMAHA SUPERJET TRADITIONAL STAND UP SPORTS JET SKI.

ALL OF JET SKIS ARE TOP OF THE RANGE MODELS AND ALTHOUGH THEY ARE THE MOST POWERFUL SOME OF THEM HAVE SETTINGS THAT CAN BE CHANGED TO REDUCE PERFORMANCE WHEN BEING USED BY CHILDREN.



THERE ARE ALSO TWO SEABOB UNDERWATER SCOOTER / TOWING DEVICES ON BOARD. THESE WILL PULL A SWIMMER OR SNORKLER AT UP TO 20KM PER HOUR UNDERWATER!









NOT ONLY BEAUTIFUL TO LOOK AT, **NERO** IS A STRONG AND SEA KINDLY SHIP. WITH HER EFFICIENT HULL AND THE LATEST IN STABILISATION SYSTEMS SHE CRUISES THROUGH ROUGH SEAS AT OVER 16 KNOTS WITH THE MINIMUM OF ROLL AND PITCH. MANY OF THE VISITORS AND CREW ABOARD HAVE COMMENTED ON HER FAVOURABLE RIDE COMPARED WITH VESSELS WITH MORE MODERN STYLING. THE HULL WAS DESIGNED TO HELP "IRON OUT" THE TYPICAL MEDITERRANEAN SWELL OF ABOUT TWO METRES AND ENSURE THE GREATEST LEVELS OF COMFORT.



THE LATEST TECHNOLOGY NAIAD FOUR FIN STABILISATION AT ANCHOR SYSTEM AND LARGE BILGE KEELS ALSO ENSURE THE HIGHEST LEVELS OF COMFORT WHEN NOT UNDER WAY. THE YACHT IS SUPREMELY AT EASE EVEN WHEN SITTING IN A LARGE AND PERSISTENT BEAM ON CARIBBEAN SWELL. IN ADDITION THE OWNER AND GUEST CABINS ON **NERO** HAVE BEEN PLACED AS NEAR TO THE MIDSHIPS SECTION OF THE YACHT AS POSSIBLE ENSURING THE MOST PLEASANT PASSAGE MAKING.

BENEATH THE SKIN **NERO** IS A TRULY MODERN SUPER YACHT OFFERING ALL THE LATEST DEVELOPMENTS IN CONSTRUCTION AND DESIGN RESULTING IN LOW NOISE LEVELS AND REFINEMENTS UNHEARD OF WITH AN ORIGINAL CLASSIC YACHT.

THE DESIGNER OF **NERO** WAS VERY CAREFUL TO MAKE SURE THAT THE YACHT HAD A FEEL OF COSINESS DESPITE HER LARGE SIZE. IT WAS THOUGHT IMPORTANT THAT THE YACHT COULD ADAPT TO BEING A COSY FAMILY BOAT AS WELL AS A GRAND ENTERTAINING PLATFORM. TO THAT END **NERO** FEATURES A WIDE RANGE OF DIFFERENTLY STYLED DINING AND RELAXING AREAS TO CATER TO THE EXACT NUMBER OF GUESTS ABOARD AND THE MOOD OF THE OCCASION.







THE FOREDECK POOL AND SUN DECK JACUZZI GIVE AMPLE OPPORTUNITY FOR "ON BOARD" BATHING AND SUPPLEMENT WELL THE FOUR PRINCIPLE SUNBATHING AREAS.



ON BOTH SIDES OF THE YACHT ON THE BOAT DECK THERE ARE OVERHEAD "RAIN" SHOWERS AND THERE IS AN ADDITIONAL SHOWER CUBICLE FOR GUESTS FORWARD OF THE SNUG. THERE ARE TWO FURTHER INTERNAL DAY HEADS WHICH FEATURE SHOWERS FOR DAY GUEST'S USE.





THE SNUG MAKES AN IDEAL PLACE TO ESCAPE FROM THE HEAT OF THE MIDDAY SUN OR HOST A COSY DINNER.









NERO'S TRADITIONAL EXTERIOR FEATURES A GREAT DEAL OF BEST QUALITY BURMESE TEAK.

WITH HUGE CAPPING RAILS, A BEAUTIFULLY LAID SWEEP DECK AND TRADITIONALLY STYLED DECK FURNITURE THE YACHT HAS MANY UNIQUE AND ORIGINAL FEATURES.



THE BOAT DECK AFT LIVING AREA IS VERY POPULAR FOR RELAXING AND ENTERTAINING AND FEATURES BOTH A 50 INCH POP UP PLASMA TV AND A DROP DOWN MOVIE SCREEN WHICH CAN MAKE AN AL FRESCO MIDNIGHT MOVIE A REAL TREAT.





THE BOAT DECK AFT LIVING AREA IS ONE OF THE FAVOURITE GATHERING SPOTS ON THE YACHT.





AT NIGHT **NERO** TRULY COMES INTO HER OWN WITH WONDERFULLY SUBTLE INTERIOR AND EXTERIOR LIGHTING.







AS IS THE TRADITION ON OLD SHIPS **NERO** HAS A SHIPS CAT.

“NELSON” LIVES IN THE CREW’S QUARTERS AND IS NOT PERMITTED IN THE GUEST AREAS. HE CAN OCCASIONALLY BE SEEN HOWEVER TAKING HIS MORNING AND EVENING STROLL ON DECK.



ACCOMMODATION



NERO FEATURES A TRADITIONAL RAISED AND FIELDLED WOOD PANELLED INTERIOR. THE ENTIRE YACHT, INCLUDING THE CREW'S QUARTERS, IS FITTED OUT IN ASH AND LIMED OAK PANELLING. THE EXTRAORDINARY QUALITY INTERIOR JOINERY FEATURES MANY CURVED PANELS AND LOBBIES.



THE OWNER'S CABIN IS EFFECTIVELY A LARGE DUPLEX APARTMENT. ON THE MAIN DECK, WHERE THE OWNER'S QUARTERS ARE FULL BEAM, THERE IS A STATEROOM WITH HIS AND HERS BATHROOMS AND A CENTRAL SHARED DRESSING ROOM. AFT OF THIS THERE IS A LARGE OWNERS STUDY WHICH HAS A RELAXING AREA WITH 65 INCH PLASMA TV, A WRITING DESK AND A PRIVATE DINING AREA.

FROM HERE A PRIVATE STAIRCASE LEADS UP TO A LOBBY OFF WHICH IS A DAY HEAD AND THE OBSERVATION LOUNGE. THIS IS A LARGE ROOM WITH WINDOWS ON THREE SIDES. THE FORWARD LOOKING SOFA CAN BE ROTATED AND A LARGE DROP DOWN SCREEN IN FRONT OF THE FIREPLACE LOWERED WHICH COMPLETES THE TRANSFORMATION OF THIS ROOM INTO THE YACHTS INDOOR CINEMA. LEADING OFF THE OBSERVATION LOUNGE IS THE OWNER'S OVAL OFFICE WHICH HAS ITS OWN ENTRY DOOR FROM THE PORT SIDE DECK FOR DISCREET ARRIVAL AND DEPARTURE OF BUSINESS MEETING VISITORS.





THE GUEST ACCOMMODATION IS MIDSHIPS ON THE LOWER DECK AND COMPRISES OF TWO VERY LARGE SUITES SEPARATED BY TWO CENTRALLY LOCATED TWIN CABINS.

THE AFT CABIN HAS ITS OWN SITTING ROOM, STATEROOM, HIS AND HERS BATHROOMS AND A CENTRAL DRESSING ROOM. THIS SUITE CAN BE DIVIDED INTO TWO SEPARATE CABINS WITH THEIR OWN BATHROOMS WHEN THE PULLMAN BERTH IN THE SITTING ROOM AREA IS IN USE.

THE FORWARD SUITE HAS A SITTING ROOM, STATEROOM, A LARGE VIP BATHROOM WITH SPA BATH, WALK IN SHOWER AND SEPARATE WC. BOTH OF THE YACHTS TWIN CABINS CAN BE CONFIGURED AS TWIN OR DOUBLE CABINS.



ALL THE CABINS AND SITTING ROOMS FEATURE LARGE PLASMA TV'S AND ALL BATHROOMS HAVE BOTH BATHS AND SHOWERS. ALL BATHROOM FITTINGS THROUGHOUT THE YACHT ARE BY CZECH & SPEAKE OF LONDON.

THE YACHT IS CONFIGURED WITH THE MAIN DECK AS THE PRINCIPLE ENTERTAINING AREA FOR LARGER GATHERINGS WITH THE AFT DECK TABLE IDEAL FOR LARGER DINNER PARTIES. THE SPACIOUS MAIN SALON, LIBRARY AND DINING SALON OFFER THE CAPACITY TO ENTERTAIN ON A GRAND SCALE.



THE BOAT DECK ABOVE IS USED MORE AS THE DAY TO DAY LIVING SPACE AND THE AFT SKY LOUNGE AND OUTDOOR SEATING AREA SEEM TO BE THE MOST FREQUENTLY USED LIVING SPACE. THE OUTDOOR AREA HAS BOTH A POP UP 50" PLASMA TV AND A DROP DOWN SCREEN FOR MOVIES OR JUST KEEPING ABEAST OF THE DAYS NEWS. THE LARGE DINING TABLE IS THE MOST POPULAR ON THE YACHT AND THE SMALLER CARD TABLE CAN BE RAISED FOR INTIMATE DINNERS FOR TWO.

THE SUN DECK (RIGHT) FEATURES THE MAIN SUNBATHING AREAS AND THE SNUG WHICH IS AN IDEAL PLACE FOR A COSY DINNER OR JUST TO SIT OUT OF THE SUN, CHILL OUT AND READ A GOOD BOOK.



MAIN DECK

MAIN DECK SALON





AMX TOUCH SCREENS ARE FEATURED IN ALL GUEST AREAS.



LIBRARY



MAIN STAIRCASE



OWNERS PRIVATE SITTING ROOM AND DINING SALON





THE OWNER'S PRIVATE SITTING ROOM AND DINING AREA, BEING THE FULL WIDTH OF THE YACHT, OFFERS TOTAL PRIVACY. THIS IS AN EXCELLENT PLACE TO RETIRE EARLY AND CATCH A MOVIE OR TAKE BREAKFAST WHILST STILL IN YOUR PYJAMAS.



OWNERS STATEROOM



OWNERS STATEROOM, DRESSING ROOM AND HIS AND HERS BATHROOMS





BOAT DECK

OWNERS OBSERVATION LOUNGE (DOUBLES AS 9.1 SURROUND SOUND CINEMA)



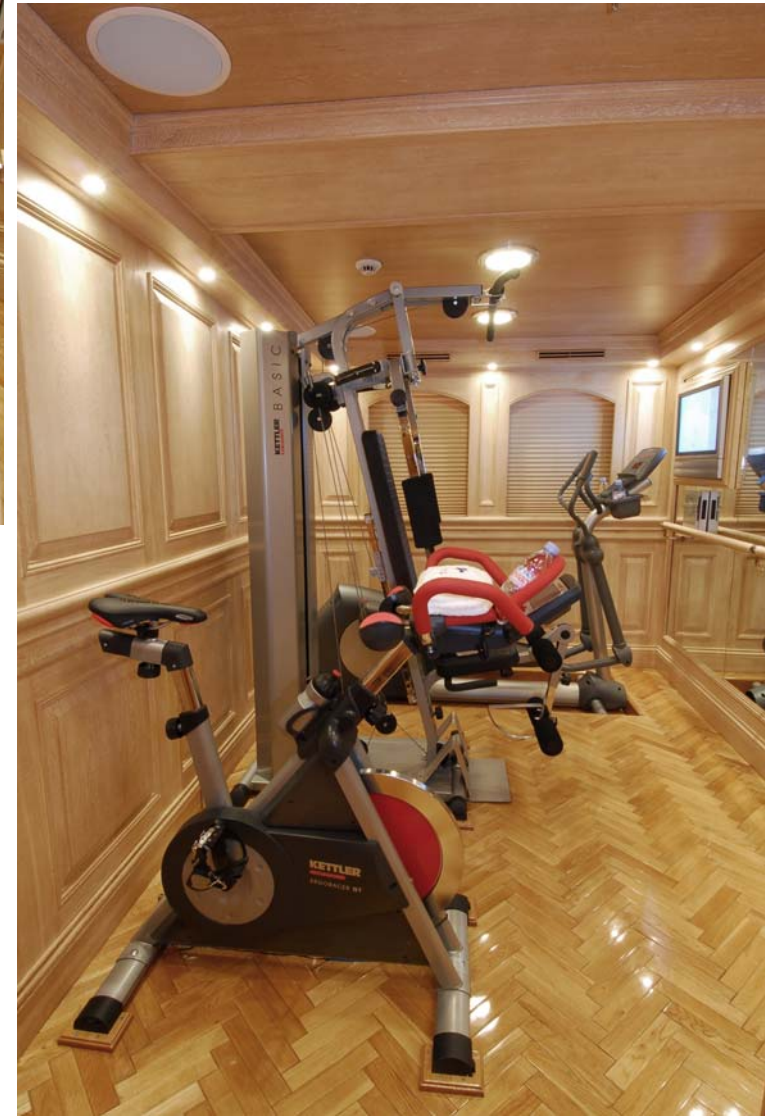


OWNERS OFFICE





GYM



**AFT SKY
LOUNGE**





ACCOMMODATION DECK

AFT GUEST SUITE WITH HIS AND HERS BATHROOMS





THE AFT GUEST SUITE HAS BOTH HIS AND HERS BATHROOMS AND A CENTRAL DRESSING ROOM AREA.





ALL GUEST CABINS HAVE STATE OF THE ART TV'S WITH 5.1 SURROUND SOUND AS A MINIMUM.



THE AFT GUEST SUITE CAN BE DIVIDED INTO TWO SEPARATE CABINS, EACH WITH ITS OWN ENSUITE BATHROOM, BY CLOSING THE ADJOINING DOORS IN THE SITTING ROOM, AS SHOWN LEFT.

FORWARD GUEST SUITE WITH STATEROOM AND VIP BATHROOM



FORWARD GUEST SUITE SITTING ROOM



PORT AND STARBOARD GUEST TWINS



LOBBIES





THE VARIOUS LOBBIES ON THE YACHT ILLUSTRATE THE EXTRAORDINARY QUALITY OF THE JOINERY ON BOARD.



DINING SALON





NERO

90M CLASSIC MOTOR YACHT



SPECIFICATION

LENGTH OVERALL (INCLUDING SPARS)	90.10M (295FT 6IN)
LENGTH OVERALL (EXCLUDING SPARS)	80.83M (265FT 2IN)
LENGTH WATERLINE	64.92M (213FT 0IN)
BEAM (MOULDED)	12.00M (39FT 4IN)
DRAUGHT (MOULDED)	4.6M (15FT 1IN)
DRAUGHT MAX	4.87M (16FT 0IN)
DISPLACEMENT	1775 METRIC TONNES
GROSS TONNAGE	1413 TONNES
SPEED (MAX/MAX CRUISE /ECON CRUISE)	17/16.5/13.5 KNOTS
PROPULSION	2 X 1740kW (2333HP) MAK/CATERPILLAR 9M20
ENGINE FUEL BURN 16.5KNOTS/12.5KNOTS	780/380 LITRES/HOUR
ACCOMODATION OWNER/GUESTS	12 (MAX)
ACCOMODATION CREW	22(MAX) USUALLY RUNS WITH 20
CLASSIFICATION	LLOYDS +100A1 MOTOR YACHT SSC MONO G6 LMC UMS.
MCA	FULL MCA CODE OF PRACTICE



NERO

SPECIFICATION CONTINUED



RANGE AT CRUISING SPEED

PROPELLERS

SHAFTS

REDUCTION GEARBOXES

STEERING

STABILISERS

ANCHOR WINDLASS CAPSTANS

BOWTHRUSTER (HYDRAULIC)

ELECTRICITY GENERATION

EMERGENCY GENERATOR

COMPUTERISED GENERATOR CONTROL/SWITCHING

GENERATOR FUEL BURN

WATERMAKERS

4,559 NAUTICAL MILES

**SCANA VOLDA CONTROLLABLE
PITCH 4 BLADE.**

SCANA VOLDA – OIL FILLED

SCANA VOLDA

ROLLS ROYCE/TENFJORD

**NAIAD 4 FIN
STABILISATION@ANCHOR**

THOMAS REID & SONS (UK)

**BRUNVOL 200HP (147kW)
CONTROLLABLE PITCH PROP.**

**2 X CATERPILLAR 3412 (360kW)
1 X CATERPILLAR 3408 (280kW)**

1 X CATERPILLAR 3306 (134kW)

ANT GROUP (UK)

**1,190 LITRES PER DAY (FULL
LIGHTING ETC.)**

**2 X HEM, 80,000 LITRES/DAY IN
TOTAL (FRANCE)**



NERO

SPECIFICATION CONTINUED



AIR CONDITIONING

**NOVENCO – FULLY AUTOMATED
FRESH AIR SYSTEM WITH 5
COMPRESSORS AND YORK
CONTROLLERS**

SHIPS MONITORING SYSTEM

BJORG/MOLLAND (HOLLAND)

FIRE FIGHTING SYSTEM

MARIOFF HI – FOG

FIRE DETECTION SYSTEM

TYCO

CCTV DECKS/ENGINE ROOM/MASTCAM

ANT GROUP UK

SEWAGE TREATMENT

2 X HAMMAN VASSER

SEWAGE COLLECTION SYSTEM

EVAC

EXHAUSTS

HALYARD MARINE

MAX FUEL CAPACITY (WITH LONG RANGE TANKS)

176,000 LITRES

WATER CAPACITY

39,332 LITRES

HEELING WATER TANKS

11,132 LITRES (5,566 EACH SIDE)

BALLAST WATER TANKS

22,663 LITRES

BILGE TANK

5,830 LITRES

PETROL/TENDER FUEL TANK

2,506 LITRES

FUEL CENTRIFUGE

WESTFALIA

CRANES BUILT BY

**CLAYTON ENGINEERING (UK) &
SERMAC ENGINEERING (UK).**

BOARDING LADDERS AND PASSEREL GUESTS

YACHT TEC (UK)



NERO

SPECIFICATION CONTINUED



BOARDING LADDERS CREW

WATERTIGHT DOORS

EXTERIOR PAINT SYSTEM/VARNISH

GALLEY EQUIPMENT

REFRIGERATION

LAUNDRY EQUIPMENT

AV ENTERTAINMENT/COMPUTER SYSTEMS

AV CONTROL ALL AREAS

LIGHTING CONTROL ALL INT/EXTERIOR GUEST AREAS

STEWARD CALL ALL AREAS

WI FI ALL AREAS

GOODS LIFT

CONSTRUCTION

SEAWATER PIPING

HULL VALVES

DESIGN AND EXTERIOR STYLING

INTERIOR DESIGNER

NAVAL ARCHITECTS

BUILDER

NOISE/VIBRATION CONSULTANTS

HYDROMAR (HOLLAND)

WINEL – (HOLLAND)

AWL GRIP

**ELECTROLUX MARINE / MIELE
HEAVY DUTY**

BITZER / LIEBHERR / FOSTERS

MIELE HEAVY DUTY

ANT GROUP UK

AMX

LUTRON

ANT GROUP UK

ANT GROUP UK

OTIS/SKG

**STEEL HULL AND
SUPERSTRUCTURE**

COPPER NICKEL

ALUMINIUM BRONZE

NEIL TAYLOR

NEIL TAYLOR

**IMT MARINE CONSULTANTS LTD.
(UK)**

CORSAIR YACHTS LTD.

JVS – HOLLAND



NERO

TENDERS AND JETSKIS

9.5 METRE CLASSIC TENDER – BUILT BY CORSAIR YACHTS

8.5 METRE AQUAFLYTE RIB – CUSTOM BUILT

5.2 METRE NAUTICA RIB – CUSTOM BUILT

2 X SEADOO RXT WAVERIDERS

1 X SEADOO 3D DI CONVERTIBLE WAVERIDER / JETSKI

1 X YAMAHA GP 1300R PERFORMANCE WAVERIDER

1 X YAMAHA SUPERJET PERFORMANCE JETSKI

2 X SEABOB UNDER WATER TOWING DEVICES



NERO

BRIDGE EQUIPMENT

FLEET 77
FURUNO GMDSS A/B/C/D
FURUNO X RADAR
X PERF/MONITOR
ANSCHUTZ AUTOPILOT
GMDSS VHF
DSC VHF
TRANSAS MAP
TRANSAS AIS
FORWARD SONAR
B & G HYDRA 200
NAUTOPILOT 2015
2 X IRIDIUM PHONES
PUBLIC ANNOUNCEMENT SYSTEM
DECT TELEPHONE SYSTEM
CALL LOGGING SYSTEM – ROUTING SYSTEM
MOTOROLA/ICOM HANDHELD RADIOS A/B/C

FURUNO FELCOM SAT C
FURUNO S RADAR
S PERF/MONITOR
INTERSWITCH
FURUNO WEATHER FAX
FURUNO NAV TEX
FURUNO GPS
NMEA SWITCH
FURUNO DEPTH SOUNDER
WALKERS LOG
RUDDER ANGLE INDICATOR
ANSCHUTZ STEERING CONTROL
GSM PHONES
PORT WIFI

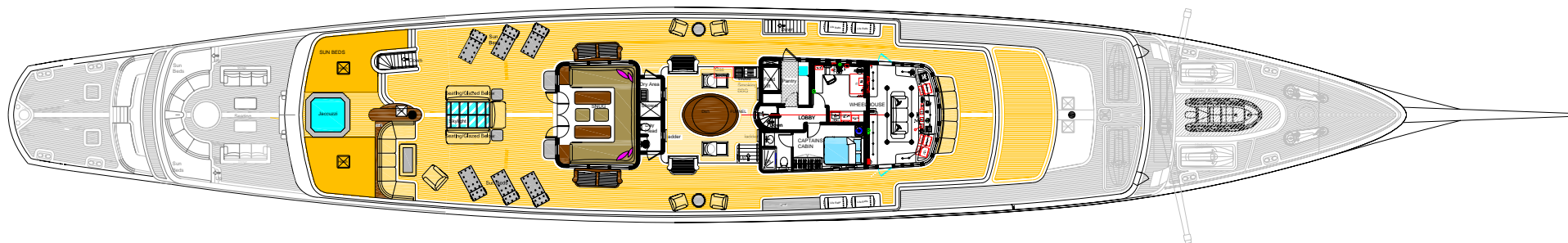
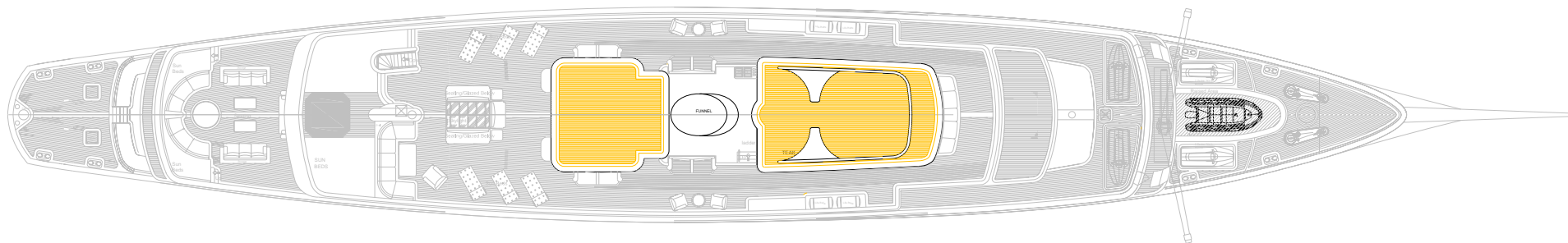
BRIDGE WINGS EQUIPMENT

FULL SCANA VOLDA ENGINE CONTROL AND MONITORING PANEL
BRUNVOL VARIABLE PITCH BOW THRUSTER CONTROLS
ANSCHUTZ STEERING CONTROL
B&G READOUT WIND/SPEED/DEPTH ETC
RUDDER ANGLE INDICATOR
STEAM AND AIR HORN CONTROLS
PORT/STARBOARD ENGINE DISENGAGE
PORT/STARBOARD ENGINE EMERGENCY STOP
BRIDGE WING DIGITAL BEARING REPEATERS AND PELORUS STANDS PORT/STARBOARD



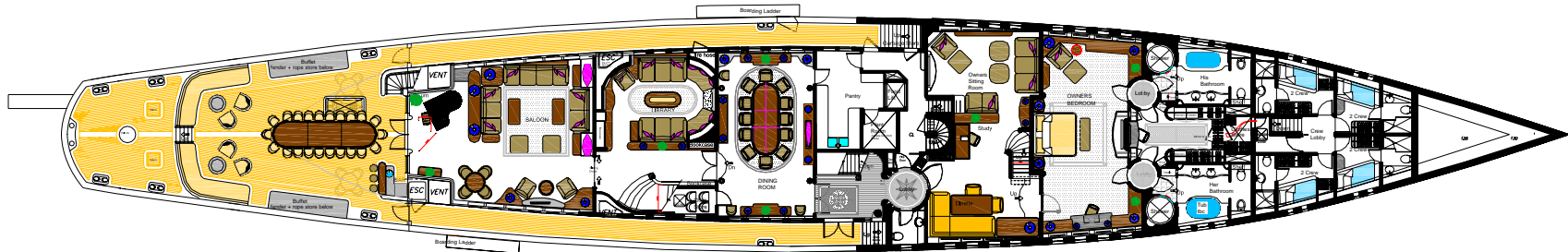
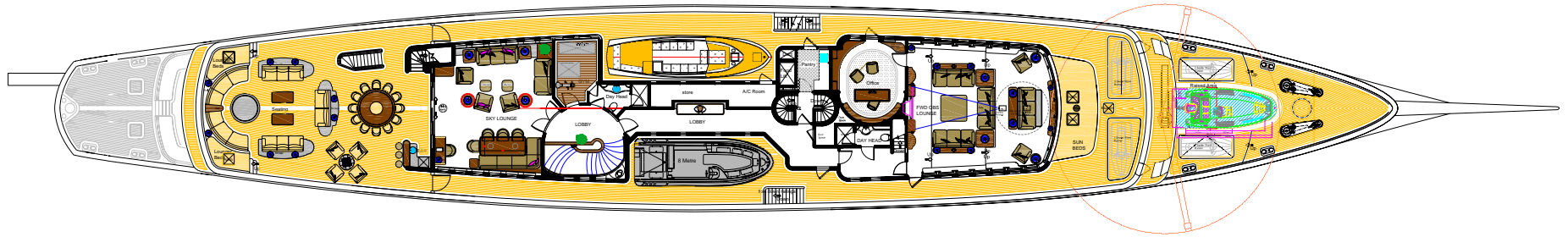
NERO

DETAILED GENERAL ARRANGEMENT






NERO







NERO



90 M CLASSIC MOTOR YACHT

Asie du Sud Est

Thaïlande – Indonésie – Chine – Myanmar – Laos – Cambodge – Vietnam
Malaisie – Singapour – Philippines – Corées du sud & Nord – Mongolie – Japon

Océan Indien & Subcontinent Indien

Île Maurice – Seychelles – Madagascar – Îles Maldives
Inde – Sri Lanka – Bhoutan – Népal

Australie & Océan Pacifique

Australie – Nouvelle Zélande – Îles Fidji – Polynésie française

Moyen-Orient

Emirats Arabes Unis – Oman – Qatar – Bahreïn – Iran – Yémen – Liban – Syrie

Afrique

Afrique du sud – Botswana – Namibie – Zambie – Zimbabwe – Mozambique
Malawi – Kenya – Tanzanie – Ouganda – Rwanda – Ethiopie – Egypte – Maroc

Amérique Latine & îles des Caraïbes

Mexique – Pérou – Costa Rica – Equateur – Belize – Guatemala – Chili – Bolivie
Argentine – Brésil – Caraïbes – Grandes & Petites Antilles – Cuba

Agent officiel « Croisières & Yachts privés »



Ailes / Remparts 2 / 1470 Estavayer / Suisse

Tel. +41 22 548 1541 / info@ails.ch / www.ails.ch